TCDXA
TWIN CITY DX ASSOCIATION
Minnesota

Newsletter of the
Twin City DX Association
www.tcdxa.org

Volume 12, Issue 2
June, 2015

Inside this issue:

TCDXA at Dayton 2013 2

Member News 3

3W3O KMØO 5

MWA Contest Corner KØAD 17

Member Profile KØQB 21

Gray Line Staff

KØAD
KØIEA
KØJUH
WØBV

TCDXA was well-represented at the **International DX Convention** held at Visalia, California, April 17-19. Glenn, **WØGJ** delivered the keynote presentation at the Sunday morning breakfast.

Don Miller, ex **W9WNV**, now **AE6IY**, recounted some of his DXpeditions, and shared his accomplishments and regrets with a large audience. Don expressed an interest in getting back into DXing, once again. An interesting exposé of Don Miller's past by Hugh Cassidy, **WA6AUD** can be viewed <here>.

Photos courtesy of KØIR

Don Miller, AE6IY & Ralph Fedor, KØIR.



Glenn, WØGJ, Paul, WØAIH & Ralph, KØIR



Glenn, WØGJ, delivered the keynote presentation at the Sunday morning DX breakfast.

TCDXA at Dayton 2015

Photos courtesy of Al Dewey, KØAD

Bob, **WØEK** and Gary, **KØGX** parked in their normal Dayton fleamarket spot.

There were four lines, each several people long, at the Elecraft booth waiting to place their order.

The free hats are always a big hit at the Yaesu booth.

Famous TCDXA DXpeditioner and MWA contester Ralph, KØIR was spotted at breakfast in the Crown Plaza with fellow K1N and FT5ZM teammates.

Member News



DXing efforts by Jeff Martin, **WØJM** pay off with two new DXCC awards.

TCDXA OLD TIMERS LUNCH

at Maynard's in Excelsior

Left to right:
Dave, **KØIEA**; Don, **NDØM**;
Dick, **WØTRF**; Jim, **KØJUH**;
Tom, **WØZR** & Dennis, **KFØQR**

Health and Welfare Report

Mike Sigelman, **KØBUD**, TCDXA President

Mike was scheduled for back surgery on Thursday, June 4th. He's been experiencing severe back pain for several months, and hopes this procedure will provide relief.

Surgery took place at Abbott Northwestern Hospital, and required an overnight stay.

Our best wishes to Mike for a speedy recovery!

Hello Members,

Please join me in thanking Dave Wester, **KØIEA** for his many years of volunteer service to the club. Dave continues to handle the printing and mailing of the Membership Certificate to new members, and, most recently, the newly-created Certificate of Appreciation for program guest speakers. Thanks Dave for a job well done!

In case you hadn't noticed, there are some new graphics on the TCDXA website. The new Viking logo with a border and bold vertical text should improve visibility on DX QSL cards and websites. The design was selected by the Directors on a 3 to 2 vote.

Thanks to everyone who helped out in my absence at the May meeting. It's possible that I will also miss the June meeting, due to minor back surgery. Reminder: No meetings in July & August . . . See you this fall.

73,
Mike Sigelman, KØBUD
President, TCDXA


TWIN CITY DX ASSOCIATION
MEMBERSHIP CERTIFICATE
DAVE WESTER, KØIEA
Issued the 20th day of June, 2012
President
TCDXA Certified DXer
Secretary-Treasurer
TCDXA MISSION STATEMENT
The club mission, Dollars for DX, is designed to support DXing and major DXpeditions by providing financial donations. Annual contributions (dues) from members are the major source of funding for the mission. The TCDXA is a non-profit organization as described in Section 501 (c) (3) of the Internal Revenue Code.


TCDXA
Twin City DX Association
Minnesota . . . Land of 10,000 Lakes
Certificate of Appreciation
Presented to: DAVE SUMNER, K1ZZ, ARRL CEO
For his Skype presentation of "The Art of Ham Radio Now and in the Future" program at the TCDXA meeting January 19, 2015
THANK YOU!



New Colored Logo

Retired Logo

New Black & White Logo

3W3O

CQWW CW and a Winter in Southeast Asia

by Tony Wanschura, KMØO

Southeast Asia has been in my blood for quite a while now. I met my wife Deb, who had traveled there several times, in 2000. I had never been there, and Deb never missed an opportunity to tell me what a wonderful part of the world it is, and how much she loved being there. She took a temporary teaching gig in Phnom Penh, Cambodia in 2006, and we were married there in January of 2007. While in Cambodia, I rode the bus south to Sihanoukville on the coast to operate CQWW CW as **XU7MWA** from a rental station on a hilltop over the Gulf of Thailand (see page 10 of the March, 2007 *GrayLine*).

In Sihanoukville I discovered that one of the best things about travel in Southeast Asia is the people you meet, especially the hams. Once introduced, you're friends forever. I met Wim, **XU7TZG,** an expat from Belgium with a station near my operating location. Champ, **E21EIC,** was there with a small group of Thai hams who were trying to be the first group ever to communicate from XU by satellite. Also there, visiting Wim and recuperating from a badly broken leg, was Bruce Ault, then **XW1B**. It was from Bruce's new home in Danang, Vietnam, that I would operate CQWW CW in 2014.

My plan for Danang was to arrive a few days early for antenna work, do the contest and some social networking with Danang's expat community, then fly to Bangkok to join Deb for a month each in Myanmar and Laos. With Bruce's help, I had my 3W3O license in hand by early fall, and was looking forward to doing my first ever SE Asia CQWW trip without having to carry a radio. Everything was set. Bruce had an FT-2000, Quadra, a hex beam, and a reportedly very quiet location. I would bring a computer, a small bag of accessories, and a homebrew loaded 40/80 meter dipole that would fit half on Bruce's roof and half sloping downward, stealthily, to an adjacent vacant lot.

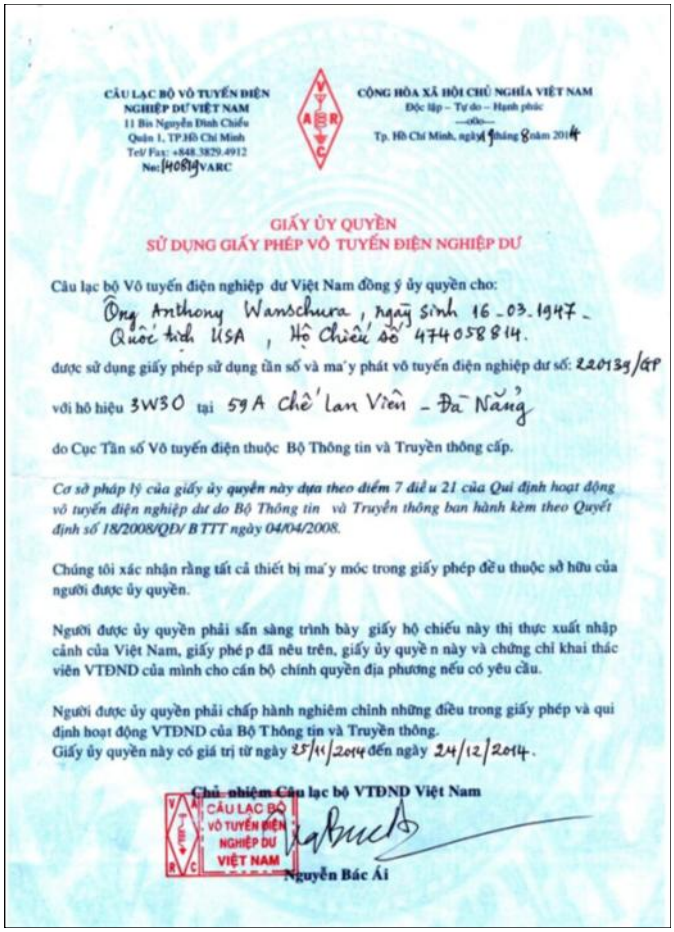

CÂU LẠC BỘ VÔ TUYẾN ĐIỆN NGHIỆP DƯ VIỆT NAM
11 Bis Nguyễn Đình Chiểu
Quận 1, TP.Hồ Chí Minh
Tel/ Fax: +848.3829.4912
No: 140819VARC

CỘNG HÒA XÃ HỘI CHỦ NGHĨA VIỆT NAM
Độc lập – Tự do – Hạnh phúc
Tp. Hồ Chí Minh, ngày 9 tháng 8 năm 2014

GIẤY ỦY QUYỀN
SỬ DỤNG GIẤY PHÉP VÔ TUYẾN ĐIỆN NGHIỆP DƯ

Câu lạc bộ Vô tuyến điện nghiệp dư Việt Nam đồng ý ủy quyền cho:
Ông Anthony Wanschura, ngày sinh 16-03-1947 - Quốc tịch USA, Hộ chiếu số 474058814.
được sử dụng giấy phép sử dụng tần số và ma´y phát vô tuyến điện nghiệp dư số: 220139/GP
với hô hiệu 3W3O tại 59A Chế Lan Viên - Đà Nẵng
do Cục Tần số Vô tuyến điện thuộc Bộ Thông tin và Truyền thông cấp.

Cơ sở pháp lý của giấy ủy quyền này dựa theo điểm 7 điều 21 của Qui định hoạt động vô tuyến điện nghiệp dư do Bộ Thông tin và Truyền thông ban hành kèm theo Quyết định số 18/2008/QĐ/ BTTT ngày 04/04/2008.

Chúng tôi xác nhận rằng tất cả thiết bị ma´y móc trong giấy phép đều thuộc sở hữu của người được ủy quyền.

Người được ủy quyền phải sẵn sàng trình bày giấy hộ chiếu này thị thực xuất nhập cảnh của Việt Nam, giấy phép đã nêu trên, giấy ủy quyền này và chứng chỉ khai thác viên VTĐND của mình cho cán bộ chính quyền địa phương nếu có yêu cầu.

Người được ủy quyền phải chấp hành nghiêm chỉnh những điều trong giấy phép và qui định hoạt động VTĐND của Bộ Thông tin và Truyền thông.
Giấy ủy quyền này có giá trị từ ngày 25/11/2014 đến ngày 24/12/2014.

Chủ nhiệm Câu lạc bộ VTĐND Việt Nam
CÂU LẠC BỘ VÔ TUYẾN ĐIỆN NGHIỆP DƯ VIỆT NAM
Nguyễn Bác Ái

Vietnam Amateur Radio License for 3W3O.

Bruce's new home in Danang is very different from what we're used to here in the USA. The differences are largely dictated by lot size. Lots are only 5 meters wide, but quite deep. There are no setback rules, so most houses are built right up to the lot line. To create a livable family space by western standards, you need to build up four or five levels or more, and be creative.

How is a 16.5-foot wide house laid out? Take Bruce's place, which measures 16.5 x 75 feet. The lowest (street level) floor is for parking, usually a car and a motor bike or two, behind a gated wall. One floor up, you'll have storage; all that stuff that you don't want or need to carry up and down the multiple flights of stairs, a sort of above-ground "basement" space. Level three is for living, with a large living room at one end and a kitchen at the other. At this height, you're usually above the rooftops of most surrounding buildings, so there will be lots of windows to let in light and air.

Bruce's QTH from the street. The hex-beam is just visible atop the far left (rear) corner of the roof. That's a separate home on the left.

Bedrooms are on the fourth level. The next level is part indoors and part out. The indoor area is laundry and storage. The outdoor areas (to the front and rear of the laundry) are for rooftop gardening, barbecuing, relaxing with a beer, enjoying the view over the neighboring rooftops, or for antenna mast mounting. Above the laundry, on the flat roof, is a large water tank and a satellite dish antenna.

On the third level of Bruce's place, looking towards the kitchen.



On the third level, looking towards the living room. That's the "shack" against the far wall.

The outside beer and barbecue space on the top floor.

Looking through the hex-beam
on the short path to North America.

Bruce on the rooftop,
repairing a burnt hex-beam element.

You can see by now that just a short mast atop a house like this easily puts an antenna at 60+ feet above ground. That's good. But whatever antenna you put up needs a small footprint, because people are sensitive about anything that hangs over the edges of the lot. After a sympathetic friend purchased the lot next door and built a much lower home there, Bruce was able to fit in a KIO hex beam. Twenty meters through 10 were taken care of. The hex beam was bringing him excellent reports from all over the globe, but 40 and 80 were a challenge.

What is it they say about best laid plans? Or, maybe it's Murphy's Law. A month or so before the contest, Bruce contacted me with worrying news. Portions of the wire elements of his new hex beam had burned up and separated. He needed me to order a couple of new element wires from Leo at KIO, and bring them with me to Danang. To Leo's credit, the new wire elements arrived very promptly. In the mean time, Bruce had taken down and examined the elements more closely, and found that it wasn't the wires that had burned up, but the cord that connected the inward-folded element ends.



One of the burnt element tip spacer cords
repaired with parachute cord.

We were stumped as to the cause. We knew it wasn't excessive power, and probably not lightning. Leo's diagnosis was coronal discharge, and we accepted that for lack of any other explanation. Leo knew of only one other instance of a hex beam suffering similar damage, and that was in KH6. Maybe a combination of heat, humidity, salt air and rainy weather was to blame. Fortunately, by late November, Danang was entering its winter weather pattern, with lower temperatures and humidity. We hoped we'd seen the last of the burnt cords. (Note: Leo at KIO is working on a permanent solution.) We replaced two damaged elements with the new ones, and repaired a third damaged element using parachute cord, being careful to maintain critical spacing between the element tips. The hex beam, we hoped, was good to go.

Coming up with an effective antenna for 40 and 80 presented a challenge. Back home, I had built a loaded 40/80m dipole that I'd hoped to use in 3W. At home, after a bit of trimming, I was able to get the SWR on both bands down to around 2.5:1 at a test height of ten feet above ground. I thought we could certainly do better later, and pretty easily, with the antenna in place in 3W.

On Bruce's rooftop, though, we could not get the SWR below 5:1. Possibly it was too close to the water tank, or to something in the wall or roof of the house. Bruce had a B&W folded dipole in storage. Advertised as a short, continuous coverage 80-10 meter antenna, it's the one with the big resistor at the

center of the top wire (and known to some as a B&W dummy load). So, we threw it up in place of my dipole. The SWR was good, and it seemed to hear well.

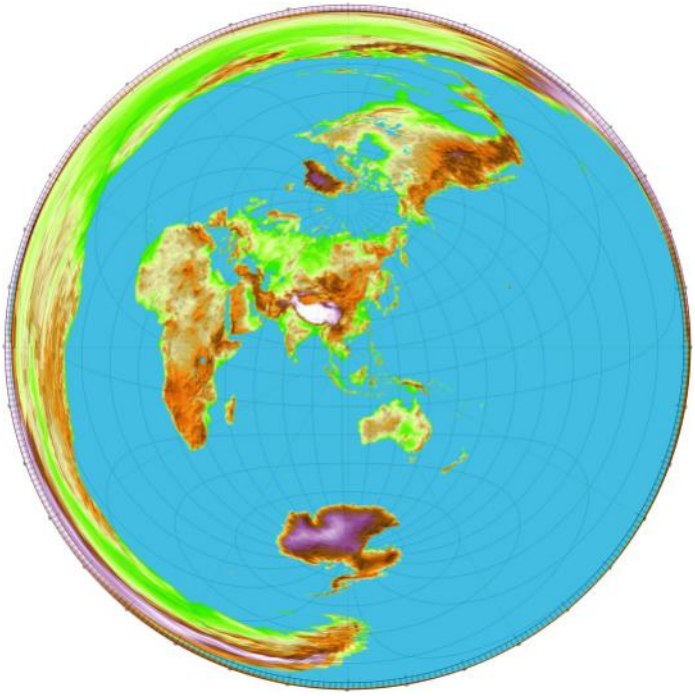

The world from SE Asia. That's South America spread across the west, south and north.

Bruce had a station computer, but I brought my own, though not the same netbook computer that I'd traveled with in the past. I'd be traveling extensively through four countries over 2-1/2 months, so I wanted something lighter and smaller that would serve as an e-book reader, a music player, and also run Windows applications like N1MM Logger. I decided on a Lenovo Miix2 8" Windows 8.1 tablet. Doing a DX contest on an 8" tablet might sound silly, but there were really only five N1MM windows that I would need to have open. Most important were the Entry and Logging windows. Besides those, I needed the Check Partial and Score windows, plus the Grayline window to remind me of best times for band changes and openings. I added an external compact keyboard, just for the contest. The Miix2 was the only Windows 8.1 tablet I could find that would allow me to connect both a charger and other USB peripherals (like a keyboard) at the same time, and its small size made it easy to position on the desk, so as to not block my view of the radio.

Contesting from Vietnam is different than from the USA. CQWW begins at 0700 local time. I can't tell you how good (and different) it feels to begin a contest

Contest setup.
The 8" Lenovo tablet worked flawlessly and provided all the screen space I needed.

right after a solid night's sleep. I started out on 10 meters by working a combination of JAs and NA, with a few SA stations mixed in. Two or three hours later, 10 meters deteriorated into its usual daytime doldrums, and I dropped down to 15 for a diet of mostly JAs and other Asians, with occasional Africans and South Americans. The sound of the South American stations in SE Asia, sort of piping and fluttery as if bouncing over water from a great distance (which they are), is like no other. Just be prepared to swing that beam around!

Later, the Middle East and eastern EU joined the mix, and I bounced between 10 and 15, trying to keep the rate up while adding new band/multipliers. After about 2000 local, 20 meters was the place to be, with a good mix of EU, AS and the bigger NA stations like **K3LR** and **KØRF**. Then, after 2200 I alternated 20 and 40 for AS, EU and for several more very welcome NA zero-district contacts including the usual big guns, but also several of the smaller stations like **KØTI**, **KØQC**, and **NØBK**. Sadly, the B&W dipole lived up to its alias on 80, with just three contacts in three countries. Eighty meters is tough from SE Asia. You need a gain antenna and a lot of power to be heard through the QRM in EU or NA under contest conditions, and 40 is always more productive.

I mentioned "daytime doldrums" on 10 meters. Actually, it's not just 10, it's all bands. Noise can be a big problem when operating from some cities, but it's more than that. It was something I'd noticed on my previous trips to XU. What I observed, and Bruce

and others confirmed, is this: During certain hours of the day, hams in SE Asia can be heard by DX stations around the globe with very strong signals, while the guys in SE Asia will hear those same DX stations at levels several S-units weaker. When looking at DX spots for Southeast Asian stations, it's not unusual to see comments like "great signal but no ears." Charley, **HSØZCW**, did some research into this, and there seems to be a sort of one-way absorption that is probably related to a feature of the earth's magnetic equator called the ***equatorial electrojet***. There's an informative animation <here>. The attenuation effect is most severe between 0900 and 2100 Danang time. During the contest, I heard no daytime signals from EU or NA stronger than about S6, and most were quite a bit weaker, but I was obviously being heard very well. The very low noise level at Bruce's QTH is the only reason that the daylight hours were very productive at all.

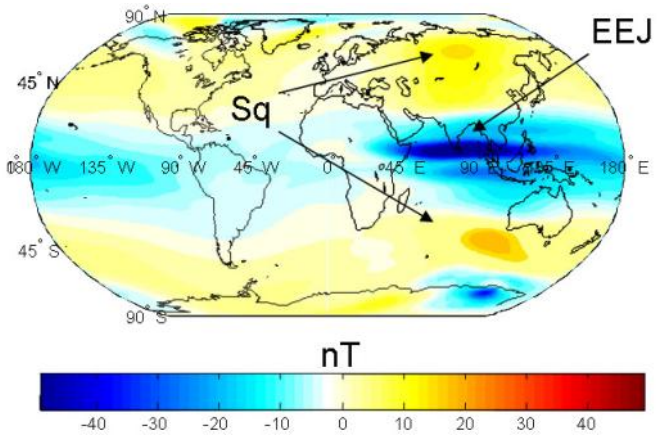

The equatorial electrojet has a strong effect on daytime absorption over SE Asia.

Bruce had suggested to me earlier that my visit to Danang might not end up being "all radio." He was right. On Saturday afternoon, I took a couple of hours away from the contest to attend the annual Danang expat Thanksgiving dinner. While it did cost me some contacts, it was a rare opportunity to mingle with the local expat community of Yanks, Aussies, Kiwis and a few Europeans, and to partake of a truly amazing variety of expertly prepared western and Asian foods. Attendees brought their specialties. Bruce's contribution was a couple of brined and deep fried turkeys (difficult to come by in Vietnam). The social networking was as good as the food. Deb and I are considering Danang as our wintertime home, and the friendly and interesting people I met convinced me that the idea is a good one.

Bruce prepares his specialty of brined, deep-fried turkey for the expat dinner.

So, how did I do? In 26 hours of operating, I logged 2177 contacts in 118 total zones and 270 total countries, for a score of 1,703,708. EU and NA, and the many possible contacts those continents represent, are a long distance away. Forty-nine percent (1091) of my 2177 QSOs were Asians (of those, 745 were JAs), vs EU (31%) and NA (14%). JAs, as fellow Asians, were worth a paltry one point each. It was not like operating from 9M6 (Oceania), where each JA counted three points. My best bands were 10 and 15 meters, making up for about 34% of the total each, followed by 20 meters with 23%. The only station in my log on all five bands (80-10) was Fred, **HSØZAR** (**K3ZO**). Many thanks to Bruce for his hospitality and the use of his fine station!

Now, if you're interested only in the "radio" portion the trip, you can stop reading here. Unfortunately, there are no hams to visit in Myanmar and very few in Laos, but if you're curious about our two months in those countries, read on.

Myanmar

We'd looked forward to Myanmar. Guidebooks praised the sun, sand and seafood at Ngpalai Beach, the gigantic balanced rock atop the mountain at

Kyaiktiyo, floating markets of Inle Lake, minority villages of the north and more. We'd hoped to see it all. We were able to see some, and what we saw was unforgettable, but it was more difficult than we had expected.

Myanmar only recently opened up to western travelers, but there is already an established itinerary that most visitors stick to. This is both good and bad. Many of the popular locations have hotels and restaurants that compare favorably with other nearby countries. But, unless you fly, transport is still behind the times. Except for some routes between major cities, buses tend to be old and poorly maintained, and the trains are even worse, and slower. We did use buses and trains sparingly just for the experience, but mostly we flew. Government-owned Myanma Airways is the worst airline, with the worst maintenance and safety record. Golden Myanmar was by far the best.

We soon realized our biggest mistake: traveling during peak season. Western travelers tend to be safety-conscious and able to pay, which often made it hard to get seats on the best (and safest) buses and airlines. Slow and intermittent internet service made a crapshoot out of booking anything ahead. With perseverance and a good bit of luck, we were able to see the floating markets and stilt villages of Inle Lake and the hundreds of ancient temples on the plain at Bagan.

But, tired of traveling, living and sightseeing almost entirely with other westerners, we went off on our own. Our next destination would be Shan State in the northeast. In Hsipaw, we hired a local guide for a two-day trek through rice fields and into the mountains to our guide's home village of Pan Kam, where we stayed overnight in his family home. The Shan people are the second largest ethnic group in the country, and have a long history of insurrection against the central Bamar (Burmese) government. Some parts of Shan State were closed to us for that reason. We returned to Mandalay by rail in 50 to 60 year old poorly-maintained passenger cars that bucked and heaved on their narrow gauge rails. Train travel is even slower than the buses, mostly because of the limitations of the track and rail stock. We creaked and rattled at about 10 mph over the 100 year old trestle above the 300-foot deep Goktiek gorge. There was plenty of time for photos, and for ruminating on the condition of the train and the trestle. A prominent sign at the train station had appropriately stated, "good luck to every body." We felt like we needed it.

We'd hoped for some beach time next, on the Bay of Bengal, but flights were totally booked. Rates for lodging at the beach had skyrocketed for the holidays. Western-style capitalist gouging has indeed gained a foothold in Myanmar. So instead, we continued on by bus to Mawlamyine and the little-visited Mon State in the far east of the country.

Mon State, like many other areas of the subcontinent, is underlain by limestone. Acidic rainfall erodes the limestone and produces a landscape called karst, which features spiky mountain peaks, extensive caves and underground lakes and rivers. In Mon State, this also means fertile rice fields among the peaks, and Buddhist temples on many of the numerous mountaintops. Karst also makes possible many Buddha caves, series of linked caverns filled with Buddha images and shrines. Some of the spaces are artificially lighted, but many are not. We heard stories of people venturing far into the dark depths of a Buddha cave, with only a weak flashlight or candle to light the way, thinking of how alone they are, only to stumble across a Buddhist monk silently meditating in utter darkness. After Mon State, we moved on overland into Thailand at a newly-opened border crossing, and then on to Laos.

Sule Paya from our hotel window in downtown Yangon. Myanmar has more Buddhist temples per capita than any other SE Asian country, and the variety made for interesting sightseeing.

Photos of Myanmar

Many things in Myanmar, including buildings and vehicles, are old and inadequately maintained.

Monks checking their smart phones outside a temple in Yangon.

Visitors at Shwe Dagon Paya in Yangon, the most revered of Myanmar's thousands of Buddhist temples.

A noodle factory outside Mandalay.
Noodles are a staple all over SE Asia.



Monks killing time under the watchful eyes of the Buddha.

Photos of Myanmar

The "one-legged" paddlers of Inle Lake.

A scene from Pan Kam village.

A few of the many temples
spread across the vast plain at Bagan

A typical home in Pan Kam village.
The Shan build homes on stilts. Sometimes the ground floor is enclosed. Animals are kept underneath; we could hear them at night as we slept overhead.

Shan girls at Pan Kam village.
They're wearing thanaka, a paste made from tree bark and used as a makeup and sunscreen.

Novice monks at Pan Kam. Most Buddhist boys spend at least a week trying the monk's life. Some return, or stay, and make a life of it.

Children at Pan Kam village.

A Buddha cave near Mwalamyine.

Deb, photographing the 600-foot long reclining Buddha figure at Mawlamyine. Buddha's hollow inside is crammed with dioramas of important events in his life. An even larger reclining Buddha is under construction on the opposite side of the valley.



The most interesting temples were in Myanmar. This one is built on the site of a local legend featuring a princess and a giant spider.

Inside one of the more ostentatious Buddha caves.

Homes on stilts, Inle Lake.

Photos of Myanmar

Looking down from our 60 year-old train coach as it creaks and rattles across a 100 year-old steel trestle at 10 mph. The Goktiek viaduct is 300 feet above the bottom of the gorge.

Mountaintop temples are common in Myanmar. After entering the sacred space at the base of the peak, we had to climb barefoot to the top. The sun was high and the stones very hot on the return trip down.

Laos

Laos is our favorite SE Asian country, mostly because of its laid-back vibe. It offers what feels to us the "ultimate" traditional SE Asian experience: friendly people, good cheap food, especially easy travel, a wide variety of ethnic villages to explore, but also a few places with all the modern comforts, like Luang Prabang and Vientiane. More than any other SE Asian country, it keeps us reminded of what's important in life, and of how few possessions people really need to be happy.

We had detoured to Thailand for a couple of days to visit friends in Chiang Mai. From there, it was a long and crowded bus ride northeast to the Lao border and across the Mekong to the provincial capitol of Luang Namtha, where we spent a day doing our own dirt-trail bicycle tour of surrounding villages. From there, we boarded a smaller and even more crowded bus for a tortuous journey that skirted steep, jungled mountain gorges, through many small villages, to the remote city of Phongsali. Located high in the cold, northern mountains, Phongsali is not far from the Chinese border and from the historic town of Dien Ben Phu.

We'd long wanted to do a river trip in that part of the world, but not on the Mekong (it's overcrowded because "everyone" does it). Instead, we chose the Nam Ou, which flows from the tiny mountain riverside town of Ban Hat Sa through the confluence with the Mekong, and on to Luang Prabang. To do that, we had to pass through Phongsali, probably one of the most godforsaken places on the face of the earth, at least in mid-winter. Our guidebook mentioned room heaters at a certain hotel, located outside of town. They did have a room for us, but no heater. Being over-coddled westerners, we found it a little uncomfortable creeping out of bed in the morning in an unheated room with the temperature in the low 40s, the shower not a whole lot warmer than that, and the air outside densely foggy at near 100% humidity. First thing the next morning, we moved on to the boat landing.

We did our river boat journey in three stages, stopping for two days each at the tiny but very welcoming and fascinating river towns of Muang Khoua and Nong Khiaw. Moving on to each new stop required finding a new boat. Nam Ou river boats are between 40 and 60 feet long, and mostly covered, but narrow,

not more than 5 or 6 feet wide, and were always filled way beyond what seemed like safe capacity.

The journey down the Nam Ou was the highlight of our trip, but it would have been better to have done it a few years ago. The Lao government has hired Chinese companies to build a series of seven dams on the Nam Ou. Three are already in place, and will forever change this wild and beautiful river. Villages that have farmed the river bottoms and fished its waters for centuries will be relocated, and their way of life forever lost. The lion's share of the electricity generated by the project will reportedly go to light the homes and power the factories of southern China.

We're looking forward to many more trips in this part of the world, and plan to be winter-long residents of Danang within the next two or three years. I'm looking forward to working all of you, on all bands, from our new winter home.

de Tony, KMØO

Larb, our favorite SE Asian dish: minced meat and scallions, with contrasting flavors of lime juice, fish sauce, herbs, and peppers.

At the market in Luang Prabang. Everything you need is here. Many westerners living here don't even cook at home; it's just too convenient and cheap to grab something at the market.

Awaiting Lao pancakes in Muang Khoua, along the Nam Ou. We stopped twice more for her pancakes.

Photos of Laos

Deb, bundled against the cold, tries to keep warm over breakfast noodles on a foggy morning in Phongsali.

Early morning mist along the Nam Ou.

Sunset over the Nam Ou, from the balcony of our guest house in Nong Kiaw.
The boat is similar to the ones we used.

Deb (at left) walking the main street of Nong Kiaw, on the Nam Ou.

On the Nam Ou.

The MWA Contest Corner

Contest Action at Dayton

by Al Dewey, KØAD

Hams make the annual trek to Dayton in the spring for a myriad of reasons. For some, it's the massive flea market, where treasures can be found and deals can be made. For others, it's the action inside Hara Arena, where the dealers are all showing their latest stuff and, quite often, offering a "Dayton Special" to entice you. Others like to attend the forums, which cover tons of topics all three days from QRP, RTTY, Kit Building, and Youth Topics to Contesting, DX and Antennas. There is a seminar for just about any ham-related topic you might be interested in. For me, the allure of Dayton is the contest action. I love to meet the contesters who I work time and time again, and get to know them beyond just saying "59 Minnesota." I love all the activities related to contesting that take place at Dayton. With that in mind, Ron, **NØAT** and I made the annual journey. Here are some highlights from our trip.

Thursday

We pulled out of Ron's driveway at 6:00am on the Thursday before Dayton. It's about a 12-hour drive to Dayton, plus time for any stops you need to make. We took the route that went south from Rockford, Illinois and bypassed Chicago. We made two or three stops for gas and bio breaks, plus a short lunch at Subway.

One of the things that occur on Thursday at Dayton is Contest University put together by **K3LR** and his team. I've attended it twice, and found it useful. As experienced a contester as you think you are, there are always new tips you can pick up at Contest University. One of the popular highlights is Rob Sherwood's update of the performance data of the most popular contesting and DX radios. Sometimes, you hear things you don't want to hear, but it's eye-opening to see a side-by-side comparison of the popular radios that contesters are using today. It's probably not necessary or productive to go to CTU every year, although some contesters do it just for the social aspects. Although Ron and I decided to skip it, we did listen to a couple of the sessions using my iPhone during the drive down on Thursday. CTU now streams many of the sessions live, making this possible.

One of our goals on the way down was to get to Dayton in time for the annual Society of Midwest Contesters annual gathering at Hooters. We did make it in time to stop there, but all the free buffalo wings were long gone. We ate dinner there anyway, and had nice eyeball QSOs with guys such as **W9RE**, **K9PG** and **KA9FOX**. After dinner, we took off and checked in at the Crown Plaza. For those not already aware of it, the Crown Plaza is the epicenter of contest activity and events at Dayton. This is the place to stay, if you are passionate about contesting! After we checked in, we wandered down to the Contest Super Suite on the second floor. It was a little quiet the first night, but Ron and I did run into **N2ZN**. We noticed the call **PZ5RO** on the back of his shirt. With our planned trip to Surinam for CQWW this coming November, we were interested in what tips he could give us from his operating there. Everything he told us was reassuring, which made us feel good. After the long drive, Ron and I decided to make it an early night.

NØAT and KØAD enjoy some wings at the Society of Midwest Contesters gathering at Dayton.

Friday

Ron and I decided to take advantage of the continental breakfast organized by the Northern Ohio DX Club at the Crown Plaza. The food wasn't fancy, but it was convenient to just go down two floors to have breakfast. While there, we ran into **WØGJ**, his xyl Vivien, **KL7YL** and **KØIR**. After breakfast, we headed over to Hara Arena. We decided to use the off-site Salem Mall lot for parking. From there, we took the bus over to the arena. That worked well. When we got to the hamfest, we first hit the flea market. The size of the Dayton flea market never ceases to amaze me. Still, neither Ron nor I found anything we could not do without. We stopped by to shake hands with Gary, **KØGX** and Bob, **WØEK** at their usual flea market spot.

Next, we headed inside and things got serious. We visited the ICOM booth, and heard about some new firmware updates that are coming soon for the 7600, which are of interest to both of us. I told the ICOM rep I would REALLY like see a firmware update that would allow me to kick off voice keyer messages in the 7600 via CAT commands. Surprisingly, the ICOM guy said I was the second guy that morning to suggest this, so hopefully it will lead to something. Then, we visited the Array Solutions

booth, where Ron looked at, and ultimately purchased, the new ACOM 600 watt amplifier. I understand that Ron plans to really put it into play on 6 meters to pick up some new countries.

Next stop was the Elecraft booth. I had been studying the KPA500 amp and the matching antenna tuner. I wanted to see one, and ask some questions. Bob, **K6XX** of ELECRAFT answered my questions. I made the plunge, and put a KPA500 with matching antenna tuner on order.

NØAT closes the deal on a new ACOM 600s amplifier in the Array Solutions booth at Dayton.

This Elecraft 500W amp with matching antenna tuner will soon be in the KØAD shack.

With our credit cards still smoking, we took a break and had some lunch. During lunch, we had a great eyeball QSO with a K4 and his XYL. In the afternoon, we decided to check out the Antenna Forum. The first presentation was on the world's largest radio telescope antenna at Arecibo Angel in Puerto Rico. It was interesting, but did not have a lot of applicability to me. The second presentation on antenna analyzers was by **W1ZR**, ("***The Doctor Is In***" guy at ARRL). Using an analyzer, he explained some interesting methods I was not aware of to tweak your HF antennas. The room for the antenna forum was extremely hot and crowded, so Ron and I left after the antenna analyzer presentation. We took one more walk through part of the flea market and headed back to the hotel. After a short rest, we walked around Dayton a little and ended up at a pizza place for dinner.

After dinner, we headed back to the Crown Plaza and hit the Contest Super Suite, again. We had some more eyeball QSOs, including one with **K9LA**. For me, the highlight of the day, (and perhaps the whole weekend), was watching the Spurious Emissions band on Friday night. This band has gotten so popular that they've had to move out of the Contest Suite and onto a stage in the ballroom. For those of you not familiar with the Spurious Emissions, they play a number of songs we already know with the lyrics changed for contesting. These lyrics come primarily from the very creative mind of Ward, **NØAX**. Accompanying him in the band are Scott, **W4PA**; Sean, **KX9X** and Kirk, **K4RO**. It's a riot! Especially fun (and meaningful to me) was their closing song, "***On the Cover of NCJ***." It was dedicated to our own Tod, **KØTO**, who is currently dealing with some health issues. Former editors of NCJ joined the band on stage for this final song. Besides me, other past and present NCJ editors there were, **K5ZD**, **W2GD**, K9LA, K4RO, and **N9RV**. It was a lot of fun. All the songs sung that night, including the last one, can be found at:
Click here: Spurious Emissions Band - Dayton 2015 - YouTube

The Spurious Emissions band had them rolling in the aisle at the Crown Plaza on Friday night (left to right: W4PA, NØAX, KX9X, K4RO)

Saturday

On Saturday, Ron and I again had breakfast at the Crown Plaza, and headed over to the arena. We mainly wandered around the flea market and retail area, and picked up a few odds and ends. I picked up some of that thin black rope to use in this year's Field Day, and also a wireless keyboard. We both bought some coax connectors, as all good hams seem to do at hamfests. I was also able to deliver a donation from **WAØMHJ** to the Heard Island DXpedition. All donations made at Dayton were matched by the Heard Island Angel Fund.

One highlight for me was to run into and talk with some of the young people from the Purdue Amateur Radio Club, **W9YB** in the flea market. It was great to see some Boilermaker students active as hams (Purdue is my alma mater).

Later in the morning, we attended the RTTY Contesting Forum moderated by Ed, **WØYK**. Ed first presented the results of a recent survey he had done of RTTY Contesters. There were some interesting results that surprised me a little. For example, there has been surprisingly little shift from AFSK to FSK by contesters in the last five years. I would have thought differently. Then, **K8UT** gave an excellent presentation on how a device can be built using either an Arduino or Raspberry Pi board to prevent jitter or distortion of your RTTY signal when your PC gets overloaded during a contest. Although many RTTY contesters worry about the best way to receive RTTY during a contest, it's equally important that the RTTY signal you put out is stable, so it can be easily printed by others. I plan to seriously consider building one of these devices for the next RTTY contesting season. I found the RTTY Contesting forum the most useful of the forums we attended at Dayton this year.

In the afternoon, Ron and I attended the second half of the Contesting Forum. There were a couple of interesting presentations on remote contesting. It was especially interesting to hear how **K4VV** did a Multi-Multi effort in the ARRL CW DX Contest, using operators that were all remote from the main station. More and more, it is becoming obvious that remote contesting, as they said at the forum, is ready for prime time.

On Saturday evening, Ron and I attended the annual Contest Dinner. It was fun to sit with other TCDXAers and MWAers at our table. The prime rib was good. The speaker was Kay, **N3KN**, ARRL

W1UE and **W1VE** (at podium) at the Dayton Contest Forum explain that latency is no longer an issue with remote contesting.

President. Although there was nothing memorable from her address, it is nice to see that contesting has interest and support at the highest levels of the League.

Another highlight of the Contest Dinner at Dayton is the induction of new members into the CQ Contest Hall of Fame. This year's inductees were Doug, **K1DG** and Ward, **NØAX**. Both of these guys are, in my opinion, very deserving of the honor. Besides being good contesters, they have truly given back to the hobby, particularly in the area of contesting.

The TCDXA / MWA Table at the Dayton Contest Dinner (left to right: **NØAT**, **WØGJ**, **KL7YL**, **KØBBC**, **WØZF**, **VE3CX** and **KØHB**)

Lots and lots of prizes are given away at the Dayton Contest Dinner. I was, in fact, the winner of a $200 Yaesu gift certificate, that will come in handy. The grand prize was an ICOM 7600. To add to the drama, they announced the winner giving one character of the callsign at a time. When the first character read was "November", I held out hope that Ron might win it. Alas, the next character was six, so Ron was out. The winner ended up being Bob, **N6TV**.

Epilog

So that's it. Another year of Dayton is in the books. It was a good year. I'm glad we went. The ride back on Sunday was uneventful, except for a somewhat long traffic delay in Wisconsin. As usual, we went through Chicago on the way back, which was not a problem on Sunday. If you are a contester or DXer and have never been to Dayton, what are you waiting for?

See you in the pileups,
Al, KØAD

TCDXA Treasury Report

May 18, 2015

For FY 2015: September, 2014 to August, 2015

Income:	
Carryover from FY 2014	$6,162.67
2015 dues and donations	4,809.80
Door prize ticket sales	687.00
Donations (estates, wills, etc.)	0.00
Total YTD income	**$11,659.47**
Expenses YTD:	
Membership Recruitment	(158.25)
Website	(67.68)
Office supplies and misc.	(392.27)
Flowers (SK and hospital)	(0.00)
Holiday Party 2014	(278.57)
ARRL Spectrum Defense Fund	(0.00)
NCDXF Donation	(0.00)
MWA Plaque	(75.00)
DXpedition Donation, T30D	(250.00)
DXpedition Donation, VU4KV	(500.00)
DXpedition Donation, 3W3O	(200.00)
DXpedition Donation, K1N	(1,500.00)
DXpedition Donation, EP6T	(500.00)
DXpedition Donation, 3GØZC	(250.00)
DXpedition Donation, VP8STI/SGI	(1,000.00)
DXpedition Donation, TX3X (FK/C)	(500.00)
Total YTD expenses	**($5,671.77)**
Current Checking Balance	$5,987.70
PayPal balance	0.00
Cash on hand	0.00
Total current funds	**$5,987.70**

TCDXA Member Profile

Jay Bellows
KØQB

Growing up in the 1950s in the midst of the postwar baby boom there were kids everywhere. Local playgrounds were havens of pickup baseball. Most garages had a basketball hoop. Each winter, the flooded side yard became a mini hockey rink. And, a bike was the ticket to most everywhere. There weren't many organized activities for city kids other than Scouting. I joined Scouts along with most of my friends. The weekly meetings were fun, and outdoor activities were a great way to learn new skills. In addition to the camping and outdoor activities, my friends and I were interested in moving through the Scout ranks and earning merit badges. Merit Badges were a way to explore new hobbies, activities and interests.

My dad had a longtime interest in electronic experimenting. He was in the Signal Corps during WWII and the Korean Conflict, working with radar. One day, he brought home a Hallicrafters TV. I think it was as interesting to see how it worked, as it was for seeing the programming. It had continuous tuning; no detent knob to switch from channel to channel - just a smooth vernier dial to glide from one amazing but grainy station to another. We also had a Philco console radio in the corner of the living room. Though TV sets were popping up in most homes, local and network radio were still a mainstay for news and entertainment. At some point, I realized the Philco also covered shortwave bands that were full of foreign stations that I could hear at night by attaching a long piece of wire to the antenna post. Between the exotic far away stations and the "magic green tuning eye," I was hooked like thousands of other kids at that time.

Two of the merit badges in Scouting were for Electricity and Radio. Each merit badge had a little booklet with a list of the requirements for earning the badge, background information and sources for more information about the topic. The information in the Radio Merit Badge led to Hall Electric, one of the stores in St. Paul that carried ham radio equipment. I later discovered at that time there were at least four stores (Hall, Gopher, Stark and Lew Bonn) in or near downtown St. Paul. I picked up a QST and a License Manual at Hall Electric, and I was on my way. A few of my scouting buddies were also interested, and we worked together to prepare for the Novice exam. As it turned out, my dad decided he was also interested, and helped us prepare for the exam. The written exam wasn't a problem, but learning Morse was a real challenge.

We took the Novice exam from **WØSKU (SK)**, Leo Fox, in the spring of 1958. Leo lived in the Highland Park area of St. Paul. I don't recall much about taking the exam, but I remember the huge rack-mounted WRL Globe King and a Collins 75A3 on the operating

desk, and the Yagi mounted on an elegant tower next to his home. At that time, the FCC took a couple of months to issue licenses. Finally in August, 1958, the licenses arrived and we were on the air. My good friend Dave Ring was issued **KNØQBB**, my dad was **KNØQBF**, and I was **KNØQBE**.

Throughout my Novice year, I struggled to get my CW speed to the 13 wpm needed to pass the General exam. Novice licenses couldn't be renewed or retaken, so it was either move up or move out. I was able to get along OK on the air, but getting a comfortable 13 wpm was a hurdle. I kept delaying taking the General exam, until my Novice license was about to expire. The tests were given every Friday at the Federal Courthouse in St. Paul, so it was easy to convince myself there was no rush. Needless to say, I blew my first attempt at the 13 wpm test. Under the rules at the time, I had to wait a month to try again. In the meantime, my Novice license expired, and I was off the air.

Exactly a month later, I was back at the old Federal Court House in St. Paul for round two. It was August, and the pressure was on. If I didn't pass this time, the wait until the next exam would be much longer. Taking a day off from school for the test after delaying for months wasn't an option. The FCC Engineer in Charge was Don Murray, a rumpled old man (at least old to a 14 year old). He got us seated, went over to the machine with the paper tape code test and turned it on. The Morse seemed even faster this time, but I remembered "just keep copying." Wonder of wonders, I had a minute of solid copy, passed the Morse exam and could take the written exam.

My shack in the mid-1970s.

Not so fast! Mr. Murray reminded me that was only half of the Morse exam. There was a small matter of a sending exam. Let's just say, whenever I saw a straight key I had a tendency towards CW "Tourettes," and would occasionally slip in an extra element or two to a character. After listening and watching me sweat and struggle for a minute or so, Mr. Murray tapped me on the shoulder and said, "Son, you'll get better. Go take the written exam." After that, the written exam was a cinch. To this day, I am grateful to Don Murray for his kindness, and all those on the other end of any CW QSO with KØQB should be grateful for the invention of the iambic keyer.

My interest in listening to shortwave broadcasts had led to a Hallicrafters S38E under the Christmas tree. That receiver, along with a WRL Globe Chief, a folded dipole and a Gotham Vertical was my first station. Anyone who has used a Gotham will recall the fun of dashing outside in mid-winter to readjust the alligator clip on the loading coil when changing bands. The shortcomings of the station quickly became apparent. Fortunately, we were able to borrow a better receiver until the budget permitted upgrading to a Hallicrafters SX-111; a significant improvement.

In the meantime, my dad convinced my mom that a tower would look good in the backyard. That was quite an accomplishment! Through a relative, he found a farmer in Dakota County who had an old windmill he no longer needed. Off we went. The initial takedown (note: I didn't say dismantling) was accomplished by tying one end of a rope halfway up the tower and the other end to the farmer's tractor. Two tower legs were cut at the ground. The tower was held in place with the rope tied to the farmer's tractor, the other two legs were cut most of the way through. With no OSHA inspectors in sight, our friendly farmer put the tractor in gear and down came the windmill. A couple of hours later, with the aid of hacksaws and a bolt cutter, the windmill was turned into angle iron and cross-braces that we stacked and tied town on our trailer.

Once we got it home, I was in charge of removing the surface rust, painting and preparing the tower for re-construction. I dug the holes for the four legs, which were placed in 35-gallon grease drums filled with hand-mixed concrete. The base was reduced to

6 feet on a side at the request of my mom, who was still accommodating, but not as convinced of the desirability of a 50-foot windmill in the middle of St. Paul. All went according to plan, and the windmill went up, piece by piece, in a few weeks. My dad continued to use the tower for more than 20 years.

I was active on the air throughout high school, mainly ragchewing with friends, but also chasing a little DX. Through my high school radio club, I was active with the guys who were interested in amateur radio when we were in Scouts. The local radio club wasn't thrilled about a bunch of high school kids as members, so we formed Ham Radio Explorer Post, **WØADZ**. We met twice a month at the Lew Bonn Electronics store in downtown St. Paul, where we drooled over the new radios on the shelves, focused on emergency communications and planned Field Day operations.

After high school, between school, a more than part time job and the swirl of activities boiling up in the mid-60s, there wasn't much time for amateur radio. That continued through college, law school, getting married, serving a stint in the army, moving six times and starting a law practice. There was a period of 12 years with very few log entries.

By 1976, we returned to St. Paul, and I was itching to get back on the air. We purchased a Victorian house built in the 1890s. Several months after we moved in, the City of St. Paul created a historic district that included our block. I knew when we bought the house that the 40-foot wide lot would present some antenna constraints. However, the Historic District restrictions on antennas really made it interesting.

I borrowed the Heathkit SB-301 that my dad was no longer using, raised a "stealth" dipole and got back on the air. Working WAS on 80 meters seemed a good place to begin. At first, the shack was in the attic. But, that presented some grounding problems, so I headed for the basement and turned a small darkroom into a shack. While my operating was initially casual and a great way to relax, I found myself listening to and chasing a bit of DX, again.

Increased radio activity brought me back to the St. Paul Radio Club (SPRC), where I found a great group of interesting and involved hams. Brian McInerney, **NØBM**, ex-**KDØNH** got me interested in handling traffic on the late evening Minnesota Section Net. At that time, there was still plenty of traffic to make it interesting. The need to "move" traffic quickly and accurately was a great way to build CW skills.

Joe Koppi, **WØSU**, ex-**NGØF** and I began a little competition chasing Russian oblasts on cold Minnesota winter evenings. Jay Smith, **KKØO (SK)**, was always trying new modes, and the list goes on. Club activities, including Field Day, led me to "toe dipping into contesting," and starting the SPRC ARRL VE testing teams in 1985. The VE team held exam test sessions at Ham Radio and Computer Expo and Hamfest MN. Sadly, both hamfests are now fond memories, but in their prime, we would test 50 to 80 folks. I'm still amazed at how many hams continue to come up to me and tell me they got their license or upgraded at one of those sessions.

In the late 80s, after years of effort, the ARRL was successful in getting the FCC to issue PRB1, a ruling limiting the ability of local government to unduly restrict or ban amateur antennas. In the aftermath of the TVI problems of the 1950s and 60s, towns had adopted ordinances that were anything but antenna friendly. To assist hams and spread the word about PRB1, ARRL began a Volunteer Counsel Program. The purpose of the program was to advise and assist hams who were having problems securing the necessary government permission to put up a decent antenna. This was of particular interest to me, because of my space and Historic District restrictions at my home QTH. While I had been able to put up a used homebrew 25-foot tower and later a 40-foot Uni-

Raising the 40-ft. Universal tower. (l to r): Darren, **NRØY**; Mary, **WO9R**; Joe, **WØTBC**; Brian, **NØBM**; John, **W9TFC**; Joe, **WØSU** and me.

versal tower, the process had been daunting. I decided to join the Volunteer Counsel Program to see if I could help other hams going through the process. It turned out to be interesting, challenging and fun - at least most of the time.

Over the next 20 plus years, I worked with more than a hundred hams on antenna and city ordinance issues. In addition to a lot of Planning Commission and City Council meetings, there were three situations which led to lawsuits; two in Federal Court that ended in the Eighth Circuit Court of Appeals and a full blown trial in Hennepin County. In each instance, the success was a direct result of the planning and effort of the hams themselves. Two examples involve TCDXA members. Steve, **KØSF** was the most dedicated and hardest working ham I have worked with. He faced a well-financed group who had a bushel basket of reasons why his proposed tower would be the end of civilization as we know it. A U of M professor testified the tower would be a mortal risk to Trumpeter Swans, a bird recently protected under Minnesota law. Bob Garwood, **WØBV**, was one of our witnesses in the trial. Watching the reaction of the other attorney when Bob testified that a family of Trumpeter Swans happily nested within a hundred yards of his 130-foot tower was almost as much fun as working an ATNO. Bill Ham, **KØKO**, was also great fun to work with. His situation had a special twist. Bill was up against the Minnetrista City Attorney Tom Radio. This was a case of Ham vs. Radio.

During this time, I kept plugging along, and added a few new countries here and there. By 1995, the count was 218; not very impressive for 37 years as a ham. I periodically upgraded the antennas and rigs. The ancient Hy-Gain three-element beam was replaced by a TET beam and a 40-foot Universal tower. The SB-101 was followed by a Kenwood TS-520S, TS-820S, Yaesu FT-747X, ICOM 751A, ICOM 756PRO and a Yaesu FT-1000MP.

With new gear, antennas and a bit more effort, I hit 270 in 2001. At that point, I was the ARRL Dakota Division Director. A law practice, family and League work took priority, and didn't always sync with bagging new countries. Sorry to say, over the next 10 years I only added 24 countries.

After 30 years in a 100-year old home on a 40-foot lot, it was time to look for a house with less upkeep and, hopefully, more room for antennas. The search lasted off and on for about 5 years. Ultimately, in 2008, Bonnie and I found a newer home in West St. Paul on a semi-wooded acre lot, nearly 50 feet above the adjacent street. Between the overall location, the additional space and a newly remodeled kitchen, it was a winner. The new location enabled me to add another section to the tower, string several wire antennas, have room for a cold weather 80 meter vertical and seriously consider an antenna garden, if not an antenna farm.

In 2010, I was elected ARRL International Affairs VP by the ARRL Board. Greg Widin, **KØGW** replaced me as ARRL Dakota Division Director. As IAVP, I am primarily responsible for working with other national amateur societies in the Americas, IARU Region II. By working together on common interests, such as spectrum allocation and usage, intruder watch, emergency communications and education, societies can provide mutual support and improve the chances of convincing Region II governments to adopt a common position at Regional and International Telecom meetings in support of protecting existing Amateur frequencies and seeking additional allocations. In short, by strengthening ties, we are better able to preserve and protect Amateur Radio.

As ARRL IAVP, I also have the opportunity to occasionally represent ARRL overseas, and am a member of the IARU Region II Executive Committee. The EC is responsible for Region II matters that arise between the triennial meetings of the Member Societies. Often times, a special event station is set up by a local group at the time of the meeting. As a result, during off times, I have been able to operate from Qatar, **A71RCAR** (2010); Australia, **VK100ANZAC** (2010); El Salvador, **KØQB/YS2** (2010); Dominican Republic, **KØQB/HI** (2011) and Curacao, **KØQB/PJ2** (2012).

During the IARU Region III Meeting in 2013, I was able to operate **XV2A** from one of two stations at the home of Dr. Nguyen Bac Ai, **3W6AR** in Ho Chi Minh City (Saigon) Vietnam. We often see QSLs from foreign hams with up-to-date rigs and substantial antennas. Dr. Bac Ai is the father of amateur radio in Vietnam, and President of the Vietnam Amateur Radio Society. He has a good

My current QTH on the hilltop in West St. Paul.

station by 3W standards. He has two minimal operating positions, with (if I remember correctly), Yaesu 757GXs and wire antennas. New radios are rare. The importation of radios is strictly regulated, subject to import duties of 100% of value. His station is on the 3rd floor of his home, on a commercial street in the middle of a city of over 10 million people. Even so, we were able to work a steady stream of stations throughout SE Asia and the Far East. That was a particularly memorable experience.

Over the years, I managed to get PSHR, DXCC, WAZ, and thanks to a nomination by KØSF, the 1998 Dayton Hamvention Special Achievement Award. But, my DXCC total was still only 300. About three years ago, I acquired an Elecraft K3. Subsequently, I added the KAT automatic tuner, KPA500 and the P3 scope. I started to get more serious about chasing DX. Since then, I've been able to boost the count to 333, with 326 current, and I'm back on the chase for DXCC Honor Roll. Given the currently-announced DXpeditions, hope springs eternal.

Finally, thanks to those who made this possible: my dad, Jack Bellows, KØQB (SK), who encouraged my interest in ham radio, my wife Bonnie who has always supported my amateur radio activities and the hams of the Dakota Division who have given me the opportunity to have these experiences, and represent them at ARRL for the past 17 years.

Good DX! Jay, KØQB

TCDXA Welcomes Our Newest Members!!

Ronnie Hull, **W5SUM** - Shreveport, LA

David Sussman, **KEØCYJ** - Golden Valley, MN

Mark Seyffer, **KB9S** - Eau Claire, WI

Join TCDXA

Our mission is to raise *Dollars for DX*, used to help fund qualified DXpeditions.

Our funds come from annual member contributions (dues) and other donations.

TCDXA is a non-profit organization, as described in Section 501 (c) (3) of the Internal Revenue Code. All contributions from U.S. residents are tax-deductible.

Becoming a member is easy. Go to http://tcdxa.org/ and follow the instructions on the home page.

All contributions (including annual dues) may now be paid on our secure site, using PayPal or credit card.

DXers Have a Choice!

The Daily DX **-** is a text DX bulletin that can be sent via email to your home or office Monday through Friday, and includes DX news, IOTA news, QSN reports, QSL information, a DX Calendar, propagation forecast and much, much more. With a subscription to The Daily DX, you will also receive DX news flashes and other interesting DX tidbits. *Subscriptions are $49.00 for one year or $28.00 for 6 mos.*

The Weekly DX - is a product of The Daily DX that can be sent weekly to your home or office via email in the form of a PDF (portable document format). It includes DX news, IOTA news, QSN reports, QSL information, a DX Calendar, propagation forecast and graphics. *Subscriptions are $27.00 for one year.*

Get two weeks of The Daily DX or a sample of The Weekly DX free by sending a request to bernie@dailydx.com, or at http://www.dailydx.com/trial.htm.

TWIN CITY DX ASSOCIATION (TCDXA)

CLUB FACT SHEET

Who We Are:

The Twin City DX Association (TCDXA) is a 501(c) (3) non-profit amateur radio organization, whose members have an interest in DXing and in supporting the club mission: Dollars for DX. Bylaws and Articles of Incorporation govern the club's operation.

Club Mission:

The club mission supports major DXpeditions with financial donations. The source of operating income for this activity is an annual contribution (dues) of $25 from each member.

DX Donation Policy:

The policy supports major DXpeditions that meet our requirements for financial sponsorship. All requests must be approved by the Board of Directors. Final approval is by vote of the full membership. Over fifty DXpeditions have been sponsored since 1997. Details are available on the website at: http://www.tcdxa.org/sponsoreddxpedtions.html#MenuBar1.

Club History:

The club was formed in the early 70s by a small group of DXers from the Twin Cities area. Over the years, the club has changed; most notably by opening its doors to anyone interested in DXing - from the casual to the very serious operator. Our membership now resides in numerous states and several countries.

Requirements for Membership

We welcome all hams who have an interest in DXing and hold a valid FCC Amateur Radio License. It doesn't matter whether you're a newcomer, or an oldtimer to DXing; everyone's welcome!

Meetings:

The club meets on the third Monday of each month (except July & August) at PUB 42 Restaurant in New Hope. Members gather early in the bar for Happy Hour, and move into a private room at 5:00pm for dinner and a short business agenda, followed by a program. If you enjoy a night out on the town with friends, you'll enjoy this get together. Meeting attendance is NOT a requirement for membership.

Club Officers:

Four officers, plus one additional member make up the Board of Directors; currently: President Michael Sigelman, **KØBUD**; Vice President Tom Lutz, **WØZR**; Secretary-Treasurer Pat Cain, **KØPC**; DXpedition Funding Manager Matt Holden, **KØBBC** and Director Rich Goodin, **WØDD**.

Website:

We maintain a website at www.TCDXA.org that provides information about a variety of subjects related to the club and DXing, The site is maintained by our webmaster Pat Cain, KØPC.

Newsletter:

The ***GrayLine Report*** is the club newsletter, which is published on a quarterly basis. We're proud of the fact 99% of the content is "homegrown" – written by our members. Past issues are on the website at: http://www.tcdxa.org/newsletter.html.

How to Become a Member:

An application for membership can be completed and submitted online, or printed and mailed in. (See http://www.tcdxa.org/Application.html) Contributions may be made by check or via the PayPal link on the homepage at www.TCDXA.org.

Visit us at a Meeting:

You are most welcome to attend a meeting, and look us over, before joining. Meetings are held at the PUB 42 Restaurant at 7600 Avenue North in New Hope (http://pub42.com/). Join us for happy hour at 4:00pm with dinner at 5:30pm, followed by the meeting at 6:30pm.

VKØIR	K5D	AHØ/NØAT	3W2DK	K4M	XU7MWA
ZL9CI	VK9DWX	5X8C	FT4TA	TX3A	S21EA
A52A	FT5GA	K9W	VK9MT	KMØO/9M6	J2ØRR
T33C	3D2ØCR	XRØZR	VK9DLX	YS4U	J2ØMM
3B9C	E4X	T3ØD	VU4KV	YI9PSE	BS7H
TX9	CYØ/NØTG	3W3O	EP6T	ZL8X	N8S
CP6CW	VP8ORK	3W2DK	VP8STI	4W6A	3B7SP
3YØX	VU4PB	FT4TA	VP8SGI	T32C	3B7C
K7C	STØR	VK9MT	TX3X	HKØNA	5JØA
5A7A	3D2C	VK9DLX	VP6DX	7O6T	
VU4AN	3CØE	VU4KV	TX5C	NH8S	
VU7RG	TT8TT	EP6T	9XØR	PTØS	
VK9DWX	9M4SLL	3GØZC	9U4U	FT5ZM	

TCDXA DX DONATION POLICY

The mission of TCDXA is to support DXing and major DXpeditions by providing funding. Annual contributions (dues) from members are the major source of funding.

A funding request from the organizers of a planned DXpedition should be directed to the DX Donation Manager, Matt, **KØBBC**, k0bbc@arrl.net . He and the TCDXA Board of Directors will judge how well the DXpedition plans meet key considerations (see below).

If the Board of Directors deems the DXpedition to be worthy of support, a recommended funding amount is presented to the membership for their vote. If approved, the TCDXA Treasurer will process the funding..

Key Considerations for a DXpedition Funding Request

DXpedition destination	Website with logos of club sponsors
Ranking on *Most Wanted Survey*	QSLs with logos of club sponsors
Most wanted ranking by TCDXA Members	Online logs and pilot stations
Logistics and transportation costs	Up front cost to each operator
Number of operators and their credentials	Support by NCDXF & other clubs
Number of stations on the air	LoTW log submissions
Bands, modes and duration of operation	Previous operations by same group
Equipment: antennas, radios, amps, etc.	Valid license and DXCC approval
Stateside and/or foreign QSL manager	Donation address: USA and/or foreign

To join TCDXA, go to http://tcdxa.org/.

- end -